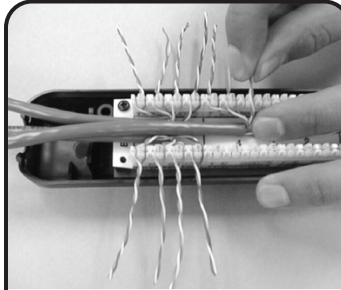



SP5™ Category 5e Surface Pack Module Instructions

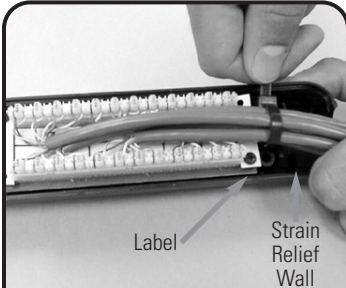


- 1 Route and lace the cables into the S110® blocks, beginning with the S110® blocks closest to the cable entrance (positions 5 & 6).

Note: For modules with both T568A/B wiring, follow the label on the inside of the base for wiring scheme.




- 2 Using a single position 110-style impact tool (P/N: S814-110), terminate the cables onto the S110® connecting blocks.




- 3 Ensuring cables have proper alignment with the circular opening, secure the cables with the cable tie provided. For proper strain relief of the cable, the cable tie should be located between the strain relief wall and the internal label.



- 4 If using the optional magnets for mounting the SP5™ module, insert magnets in base as shown.



- 5 Close module by securing the cover and base with the two #4-24 screws provided. The screws should be inserted from the base into the cover using the two counter sunk holes in the base.



- 6 If using the optional magnets, simply mount the module on the metallic surface. If mounting on an alternate surface, screw the module to the surface with the appropriate hardware using the (2) through holes on the cover (use #6 screws which must be at least 56mm [2.25 in.] in length).



- 7 Label the module using the icon label/holder provided. Remove paper from adhesive backing of the holder. Locate bottom lip of icon/label holder to bottom edge of recessed numbered area on module cover and press firmly. The holder can be mounted to either side of the cover. Slide label in and snap in icons (available separately).

SP5™ Category 5e Surface Pack Module Instructions

To assist safe installations, comply with the following:

- A. Use caution when installing or modifying telecommunications circuits.
- B. Never touch uninsulated wire terminals unless the circuit has been disconnected.
- C. Never install this device in a wet location.
- D. Never install wiring during a lightning storm.



Global Headquarters
Watertown, Connecticut USA
Tel: (1) 866-548-5814

For a complete listing of our global offices visit our web site

